



DIY PLANTE -HÆNGER

En miniguide

FORVANDL EN GAMMEL T-SHIRT TIL EN PLANTEHÆNGER

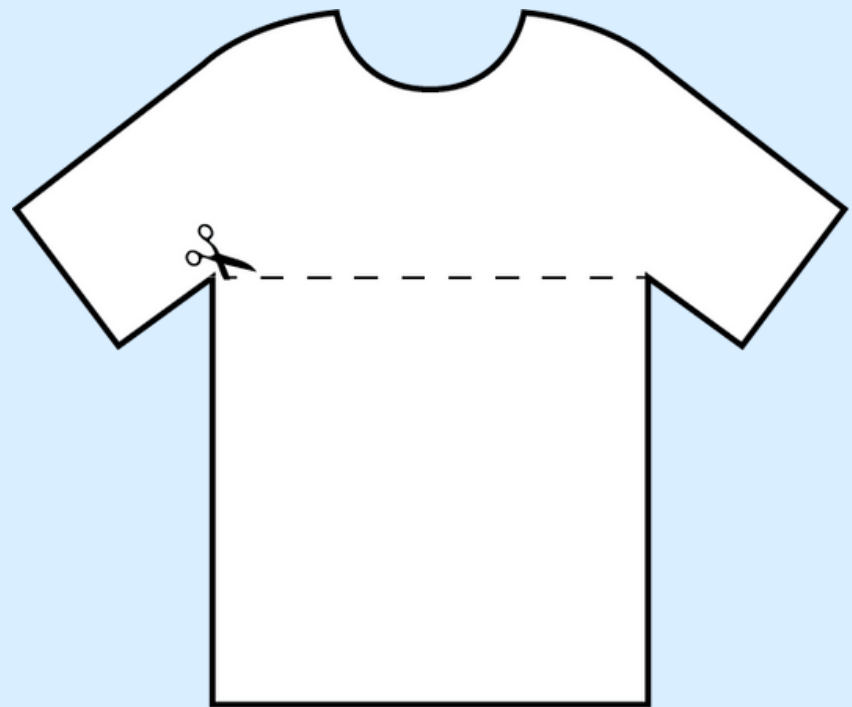
Det skal du bruge

- En gammel t-shirt
- En stofsaks
- Ring til at hænge
plantehænger i, fx
nøglering
- En potteplante



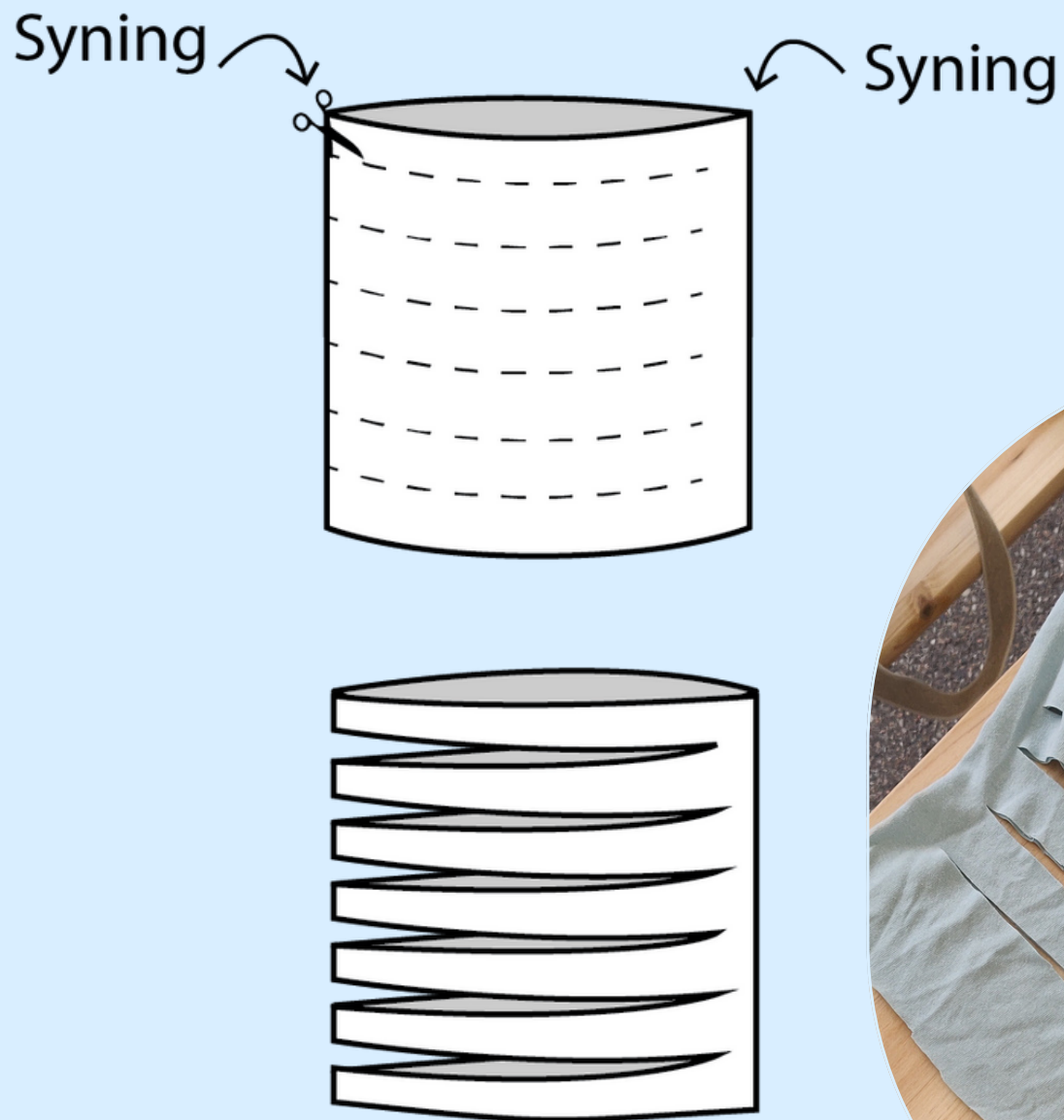
Step-by-step guide:

- Klip toppen af t-shirten af, lige under ærmerne.

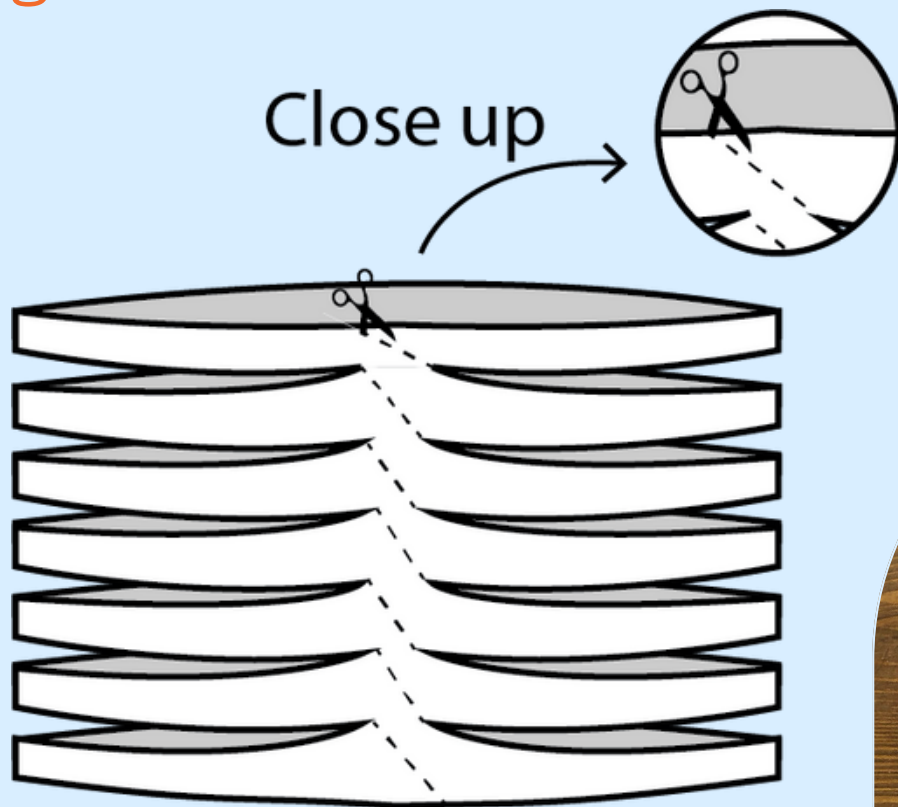


- Du skal bruge den nederste del, som du klipper af.


- Klip strimler á 1-2 cm bredde på tværs af t-shirten, men uden at klippe hele vejen igennem



- Klip nu skråt ind ved første strimle, og klip derefter lige over, så du får et langt sammenhængende stykke t-shirt garn



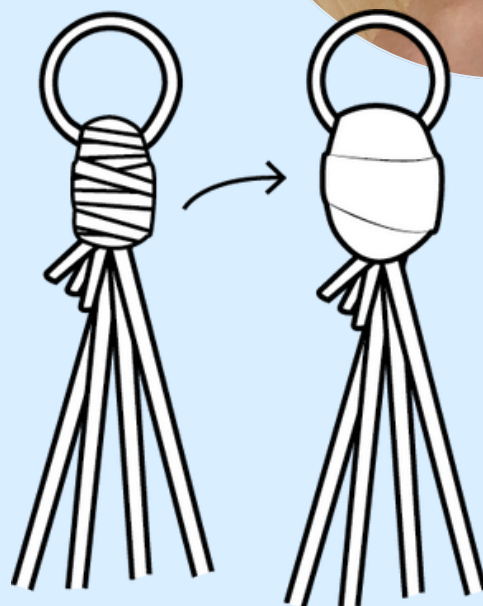

- Klip 8 stykker på 90 cm.
Derudover klipper du et
reststykke på ca. 20 cm.



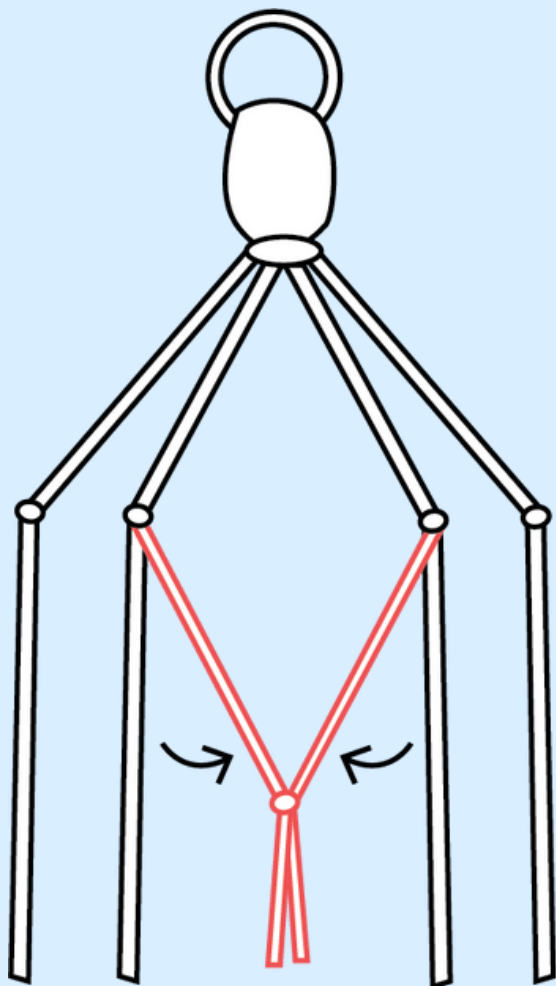
Klip 8 stykker x 90 cm
Klip 1 stykke x 20 cm

- Bind de 8 stykker sammen i en knude gennem ringen. Hæng ringen op, så det er nemmere at lave plantehænger.

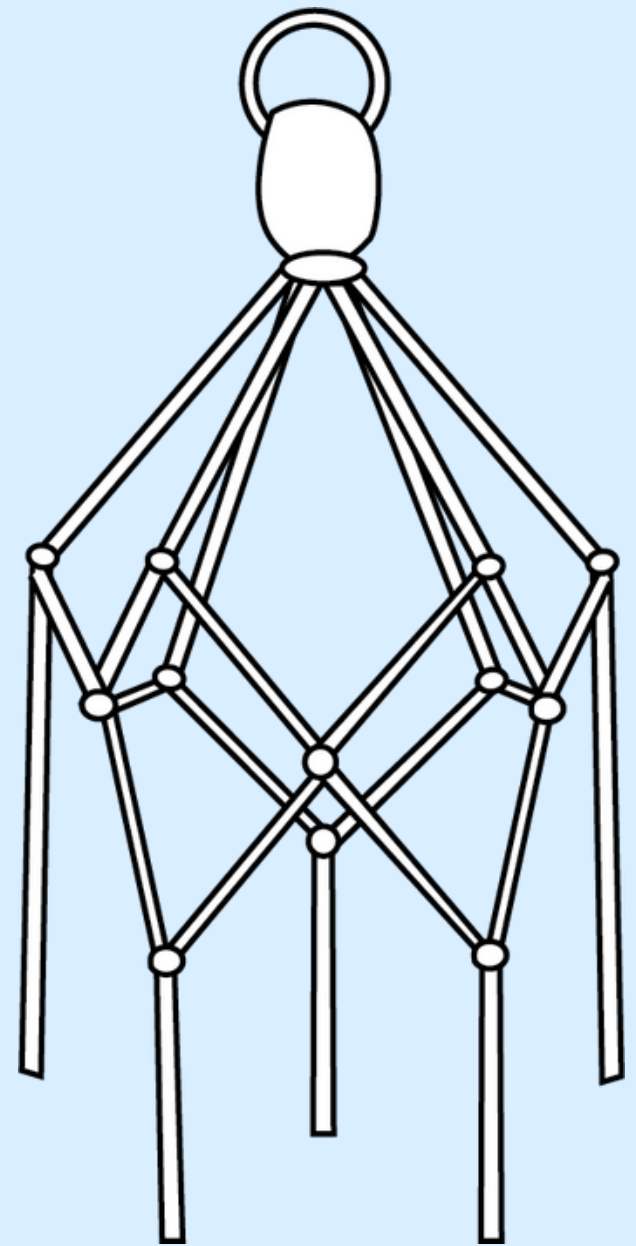
- Brug reststofstykket på 20 cm. til at binde rundt om knuden og 'dække' den til



- Bind 2 stykker sammen i en knude ca. 15 cm fra toppen (der hvor ringen sidder). Du skulle gerne ende med 4 knuder, der sidder i samme højde.

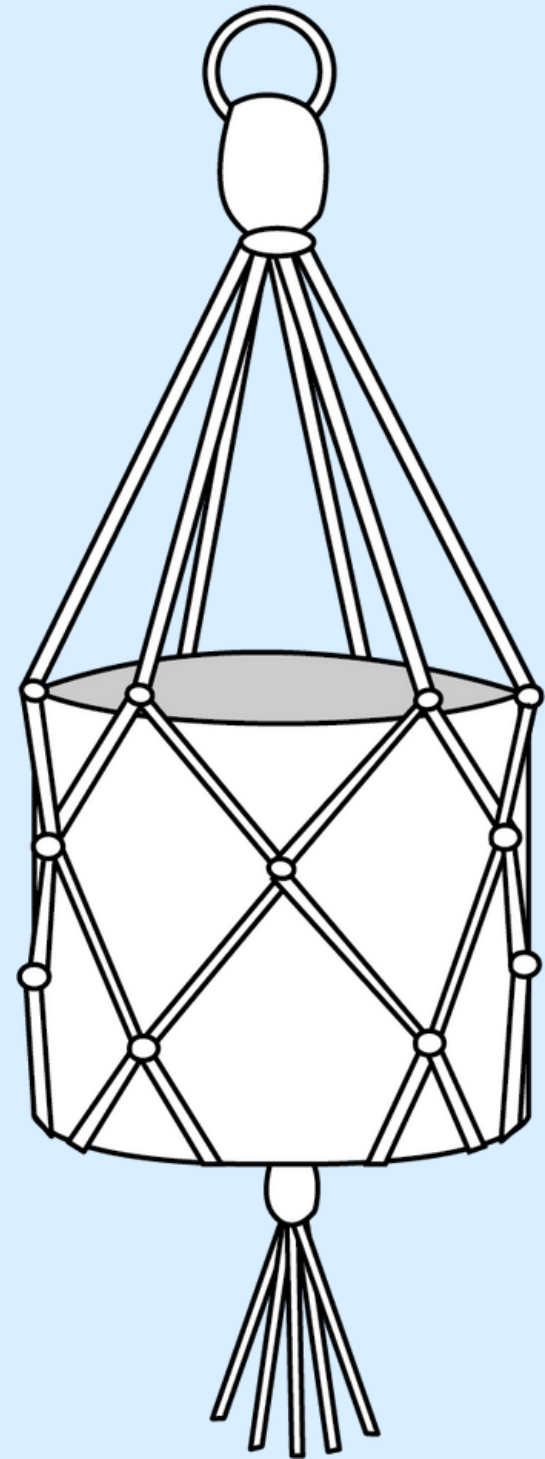


- Bind 2 stykker fra hver sin knude sammen i en ny knude, ca. 10 cm under de knuder du har bundet. Det gør du indtil du har lavet 4 nye knuder.
- Gentag 10 cm længere nede igen. Det skulle gerne se sådan her ud:



- Nu er du klar til at binde en knude i bunden - prøv evt. at sætte din potte i, og find ud af hvor knuden skal være.

- Ta-da, din plantehænger er færdig!




RE:WAIIR

Do you want to join our fight for a more sustainable fashion future?

Who is Re-wair?
We are a group of young people with a mission to fight textile waste and give new life to discarded textiles. Through creating a movement and building a community, our mission is to find our way together to a more hopeful and sustainable fashion future.

What is textile waste?
Textile waste is when clothes are not being used or clothes/materials that cannot be used. It can be clothes in your closet that you have bought and never wore again, companies produce and didn't get to sell and materials are thrown away in the production process.

How do we fight textile waste?
It's clothes, therefore, this is something that currently, the industry is increasingly wasting the climate and people. The way we consume clothes and give them new life by building a community for repair, reuse and tools.

Did you know? 

70 million

barrels of oil are used to make polyester in the world each year

The UN expects that the CO2 emission of clothing industry will increase 50% by 2030.

11 items



is how much clothes a person buys each year in Denmark on average.


How can you get started?

Marie Kondo "your wardrobe only keeps getting emptier" - get inspired by her story for you

Buy less, and if you buy, buy secondhand instead of new

Repair or upcycle your clothes if they have small imperfections

Share your results with your family and friends



more inspirations here!

Instagram
Facebook
Website
REWAIRDK
RE-WAIR
REWAIR.ORG









